

1<sup>st</sup> Edition  
2019

# INSUPERIOR.

## KITCHENS & WARDROBES

*A natural aptitude towards the kitchen design love*


LUXURY KITCHENS &  
INTERIORS E-MAGAZINE  
BY BELSO KITCHENS

• *Kitchen Design Tips* •  
• *2019-20 Kitchen Collection* •



## *Sneak Peek*

- Kitchen Interior
- Kitchen Lighting Tips
- Tips for an Efficient & Optimized Kitchen



## New Interior Trends 2020

Every year, homeowners focus on ways to refresh their spaces and the kitchen is likely part of the plan.

This year, kitchens were all about everything from cozy banquette-style seating to striking two-toned kitchen cabinetry, so what has dominated cooking spaces in 2019 so far and what we forecast for 2020? Checkout the latest trends as per our designer's insights.

# Table of Content

Statement in style

---

- 01      About
- 02      Interior Design Trends
- 03      From the table of Ar. Nikhil Agrawal
- 04      From the table of Ar. Ronak Singhvi
- 05      Modern Kitchen Lighting
- 06      Tips for Efficient Kitchen
- 07      Our gallery of Projects

## About us

Started exactly 5 year ago, Belso is a home to Modern & Luxury Kitchens. With 11 Modular Kitchens and Wardrobes in live-display, Belso is also Rajasthan's biggest Kitchen Showroom.

Inside Belso you will discover furniture and hardware range for the home unlike any other. A custom Modular Kitchen, wardrobes, living units, beds, all kinds of modern furniture, hardware appliances and countertops becomes the foundation to create unique spaces for our clients. Punctuated by a collection of exclusive range of shutter finishes in birch ply like veneer, lacquer, acrylic, Fenix, one skin and super matt offer an endless array of options. We are committed to our timely delivery. We believe the home should be filled with the stories of the furniture inside.

### Belso Modular Kitchens & Furniture

#### Contact

Metro Station, 24, Kings Rd, Padmavti Colony, Nirman Nagar,  
Mansarovar, Jaipur, Rajasthan 302019

Phone : +91-99530 66651

Email : [info@belso.in](mailto:info@belso.in)



@belsofurniture



+91-99530 66651



@belsofurniture



[www.belso.in](http://www.belso.in)





# Kitchen Concept by Belso



# Interior Design Trends for 2020

# What it Takes to Design your Dream Kitchen in 2020

Checkout the top design trends coming year and plan your kitchen accordingly

With bold shades of terracotta, burnt orange, ochre and buttery tan, gorgeous tactile textures such as bouclé, and furniture and accessories echoing nature and organic forms, the most influential interior trends of 2020 promise to bring mellow warmth to our homes.

But how can we embrace those trends with the minimum of stress?

Trends are a great source of inspiration, but don't feel pressured to incorporate them in their entirety. You can take one or two aspects, such as colour, texture or pattern, and use them in subtle ways to create a look that's still personal and liveable for you.'

## *The Trends*


- 01      Sophisticated Black
- 02      Focus on Textures
- 03      Keep natural lights in mind
- 04      Create a sociable space
- 05      Dark color for highlights



## 01 Sophisticated Black

**R**eflecting the trends for using darker colours in the home or kitchen area, our designers & marketing team outlines that searches for black and dark colours are up 93 percent in the last six months.

2020 Interior color trends will embrace the darker color palette, showing fewer primary colors and a greater emphasis on black which is contrasted by rich coffee browns, shades of grey, taupe, and biscuit beige,' team explains.



## 02 Focus on Textures

**I**magine stepping in Flat or Uninviting Living Room This is where texture comes in, and 2020 sees a strong focus on textures. It all started from the catwalk and is now firmly fixed as a staple texture for a warm and inviting home.

The looped yarns, often in several subtle shades, create a raised 'curled' quality that gives a sophisticated but cosy feel. Belso Team also outlines "In 2020, smart stitching detail will bring pattern and interest to decorative finishes on sofa arms, footstools and cushions."





### 03 Keep Natural Lights in Mind

Spend some time watching the play Nature has to offer to you. Yes! Only You. When the sun looks into your window and highlight the beautiful detailed points we will create.

This will not only affect how you see colours, but help you decide how to divide up the space for various activities, such as Reading, watching TV, and most importantly socialising and relaxing with Family, of course.



## 04 Create a Sociable Space

**K**itchens are no more boring, and It's not just Cooking anymore!. People love to enjoy this space with their family and friends and moreover love to socialize within.

One great way to create a sociable vibe in a limited area is to pair one sofa with a chair and a footstool that doubles as a coffee table or additional seat. This offers flexibility and functionality without compromising floor space.



## 05 Light the Basics and Darker the Highlights

**D**ark accents will bring a defined edge to interiors in 2020, so you may have to be disciplined about what you keep and let go.

A cluttered space doesn't evoke calm, so a good idea is to box up everything – cushions, throws, planters, vases and light fittings – and take them out of the room. Then carefully sort through, choosing only items that will enhance your new look. The remainder can be stored for future use or donated to charity.





**QUICK TIP**

## Add Highlights to the Space with help of Indoor Plants

It will clear indoor Air, clearing all pollutants and giving healthy atmosphere to your family.

## #ArchitectSpeaks



## Ar. Nikhil Agrawal

Founder at **Design Atelier**



We envision immense potential in Modern Indian Architecture!!! Our aim at Design-Atelier is to bring to an end the need for modern architectural expertise to be exported from outside of the country.

Architecture for me is not just about shaping a material to create something of utility, but it is to be able to convey emotions manifesting through materialistic form. The possibilities of interactions between human and material are vast and to play around with this interaction to turn it into a beautiful conversation is my task. We feel that architecture, unlike the more conventional art-forms, is underappreciated; so we consider this as a responsibility to translate this erudite art-form into a version which is less esoteric in nature.



## #ArchitectSpeaks



## Ar. Ronak Singhvi

Founder at **Atelier 10 Design Studio**



Over a curvature of about 10 years, we've come to believe that design in any sphere should be focused on finding a 'creative solution', rather than imposing 'trends'.

At our own Atelier 10' Design Studio, we've also tried to amalgamate functionality, futuristic sensibility & finesse with each of the projects.

I strongly believe that design solutions should have a strong concept and should be focused on an aesthetically honest expression of materials and clean designs, which results in a structure or space that is young yet timeless, modern yet warm and deeply reflective of the client's personality. Client is the soul of the project, and that must always be remembered.

Also, absolutely looking forward to read many more editions of 'Insperior', such a well curated magazine by incredibly creative minds.



## Design Tips For Modern Kitchen Lighting

# Design Tips For Modern Kitchen Lighting

Gone are the days when every Indian kitchen would include a single tube light, and you would consider your task done!

Modern kitchen lighting has a lot of health benefits, can enhance your mood and aura of the room. So, you must understand the effects and stay in depth of all avenues of kitchen lighting depending on what kind of ambiance you wish to create.

Are you in a dilemma about where to get assistance with your kitchen lighting designs? Are you looking for advice on what kitchen lighting ideas would best suit you and your lifestyle? Here's our guide to kitchen lighting ideas to illuminate your kitchen perfectly. You can even decorate your kitchen without too many fancy kitchen light fixtures. Look how:







## Pendants



Pendant lights are perfect and justifiable to add a touch of elegance to your place! Don't miss out!

A majority of the people are living with the assumption that pendant lights are going out of style. The fact is, they are, but that's the beauty of pendant lights. While particular designs, styles, shapes may go out of style, there will still be no limit to browse through a large number of different new designs.

For modern and minimalist kitchen interiors, pendant lights with metallic structure and glass, paper, or cotton lampshades are perfect. As their length is adjustable, you possess the freedom to use them anywhere.





## Under Cabinet Lighting

Your kitchen countertop is a place where you spend most of your time when compared to other areas.

With modernization, the trend for LED under cabinet lights in the kitchen is at its highest peak. Under-cabinet lighting styles assist darker spots within the kitchen and are an essential component of any kitchen design. They provide ambient, soft lighting, as well as task lighting for food preparation, cooking, and reading recipes. You must plan electrical points in your kitchen in a proper manner to install LED under cabinet lights. For that, the best place to install it at the front to avoid shadows and obtain maximal lighting on the worktop. These types of lighting styles are useful if you want additional lighting in the kitchen to prepare food.



## General Lighting



Illuminate the kitchen area providing the base area with elegant touch of basics.

An absolute must is general lighting. General lighting is the ceiling lighting powerful enough to illuminate the entire kitchen area. These lights uniformly light up the kitchen, no matter big or small. They work best when recessed in the ceiling without any obstructive object like a hanging light, overhead storage, or a fan in their radius. Though general lighting alone is insufficient, it can act as a base and provide an elegant touch to your kitchen lighting.



## LED Lighting

Pick the right mood and kitchen colors, styles to complement other light types in every way.

Thanks to the development of LEDs, nowadays, you can choose from a variety of lighting tones and colors. Cool white bulbs can transform the ambiance and atmosphere of your kitchen. All is you have to pick the right mood and kitchen colors, styles to work best with and complement other light types in every way.

So if you crib about not getting enough light while cooking in your kitchen and if your kitchen looks like a dungeon, then ignorance is no longer bliss. Light up your kitchen with these necessary fixtures, and be in awe with the difference they make.





## Tips for an Efficient & Optimized Kitchen





## Eliminate Wasted Steps

Think about how and where you use items. Like Storing breakfast foods and bowls near the breakfast table.

Kitchens are not just about great colors, modern appliances or styled cabinets, they're also about how well you can actually be more efficient keeping the elegance in mind. The 2020 trends also portray about how even a small kitchen can be turned into a optimized space. To eliminate wasted steps you can follow some cool practices like keeping plastic containers near the cooking spot to quickly wrap leftovers for future use.



## Consider the Countertops

Plan for enough spacing throughout the kitchen especially with the countertops.

Chefs who like to cook require more counter space -- ideally between the range and sink -- than those who cook infrequently or who prepare simple meals. In addition, incorporating two countertop heights makes baking easier and helps kids who are involved in meal preparations.




## Cut Cleaning Time

This will help improve your productivity throughout the space and you can utilize time for extra stuff.

Careful design decisions make cleaning easier. Glass refrigerator shelves catch spills that wire shelves let through. Flush-set or undermount sinks don't have a crumb-catching rim to worry about. Matte finishes don't show dirt as much as glossy ones do.





## Fill it up

It's all about utilizing the space so as to cover up thing and also to not feel empty.

Tired of lugging water-filled pots from the sink to the cooktop? A swing-out tap -- also called a pot-filler -- installed near the cooktop fills pots near where you heat them. Or you can install an extra-long hose attachment on your main faucet to fill pots on the cooktop.





## Find a Focal Point

Focus on one single point that you want to compliment/highlight and try adding details to it.

Splashy tile, fancy floors, sizable range hoods, bright kitchen cabinets, and busy countertop patterns give the eye too much to look at. Pick one focal point in your kitchen design and complement that area with a few other quieter, eye-catching details.



## Our Gallery of Projects



## Chaturvedi's Kitchen

A beautiful small kitchen space turned into a place that people would love to socialize in. With a contemporary touch & modern furniture, this really stands out.



I would like to thank Mr. Shivam Kandoi and his team for installation of Belso Kitchen. The team is dedicated, well behaving, sincere with work, punctual and the product is also excellent.

Thanks a lot once again for suggesting such a beautiful product.

**- Dr. Lokesh Chaturvedi**



## Sharma's Kitchen

Minimal kitchen design requirement with luxury imported furniture and appliances, matched with acrylic and glass tops.



"The thing that most impressed me working with Belso or Shivam Kandoi was that they did everything as promised before starting up and yes it was designed and delivered on time, and with 100% satisfaction. You made everything easy. I will definitely recommend you to all of my friends and clients."

**- Mr. Ramesh Sharma**  
Founder, Vidhyasagar Institute





## Saxena's Kitchen

This acrylic kitchen matched with luxury appliances from hafele/Blum looks amazing. We were successful to develop this kitchen design in such small space.



Thank you Belso team for your hard work on our favorite place, our kitchen. We appreciate all your advice and suggestions. You helped to pull all the elements together and coordinate colors and add little details that I would not have been aware of, that made it better to perfect and that was a big part of our going with you.

**- Mrs. Prabha Saxena**  
PSB Udyog



## Joshi's Kitchen

A contemporary touch with indian cultured kitchen matched with luxury hardware and appliances by Hafele/Blum.



It was very helpful to have your detailed drawings and good estimations and then being able to see and choose items at showrooms. All of your extra help really took a lot of work off us. We thank you for moving along the project as we have been looking to do this for long, without success. We'll definitely recommend to our friends and family.

**- Mr. Praveen Joshi**  
Director, NAEMD

INSUPERIOR.



# BELSO

**Kitchens . Wardrobes . Furniture**

**Metro Station, 24, Kings Rd, Padmavti Colony, Nirman Nagar,  
Mansarovar, Jaipur, Rajasthan 302019**

**Phone : +91-99530 66651**

**Email : info@belso.in**



@belsofurniture



+91-99530 66651



@belsofurniture



www.belso.in